

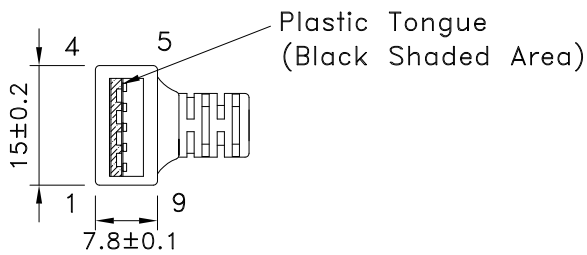
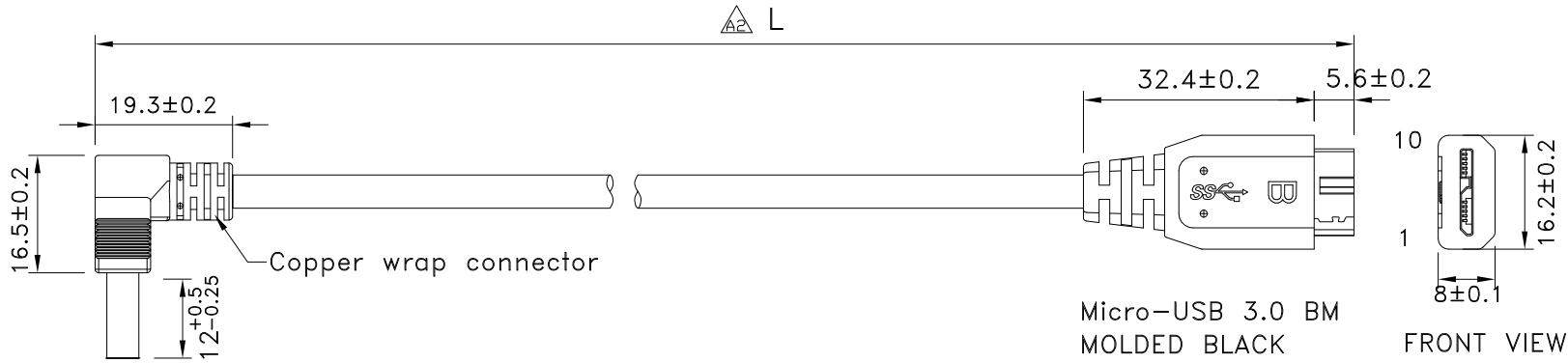
1

2

3

4

REV	ECN#	DESCRIPTION OF REVISION	DRAW BY DATE	CHECK BY DATE	APPROVE BY DATE
A2	ECN-210221	Cable Length Change To Tip to Tip	Lucas 02/26/21	Lucas 02/26/21	Ray 02/26/21



USB 3.0 A MALE
RIGHT ANGLE UP
MOLDED BLACK

PIN OUT

USB A M	Micro-USB BM
1 — RED	1
2 — WHITE	2
3 — GREEN	3
4 — BLACK	5
5 — BLUE	6
6 — YELLOW	7
7 — DRAIN	8
8 — PURPLE	9
9 — ORANGE	10
SHEEL — BRAID — SHEEL	

P/N	LENGTH
RR-AUMS-06GR	153 ⁺²⁰ ₋₀
RR-AUMS-10GR	255 ⁺²⁰ ₋₀
RR-AUMS-20GR	508 ⁺³⁰ ₋₀
RR-AUMS-40GR	1016 ⁺⁴⁰ ₋₀
RR-AUMS-78GR	1980 ⁺⁶⁰ ₋₀



TITLE USB 3.0 AM RIGHT ANGLE UP To Micro-BM					DRAWING NUMBER RR-AUMS-XXGR			REV. A2
--	--	--	--	--	--------------------------------	--	--	------------

THIRD ANGLE PROJECTION	SIZE B	SCALE 1:1	DRAW / DATE Lucas 09/04/15	CHECK / DATE Ray 09/04/15	APPROVE / DATE Ray 09/04/15	TOLERANCES X.X ± 0.5 X.XX ± 0.2 X.XXX ± 0.05 ANGLES ± 1°	UNIT mm	SHEET 1/3
------------------------	-----------	--------------	-------------------------------	------------------------------	--------------------------------	--	------------	--------------

THE INFORMATION CONTAINED HEREIN IS PROPRIETARY AND CONFIDENTIAL TO RR BUSINESS VENTURES, LLC. THE POSSESSOR AGREES TO THE FOLLOWING

1. MAINTAIN THIS DOCUMENT IN CONFIDENCE
2. NOT TO REPRODUCE OR COPY IT
3. NOT TO REVEAL OR PUBLISH IT IN WHOLE OR PART

1

2

3

4

1

2

3

4

REV	ECN#	DESCRIPTION OF REVISION	DRAW BY DATE	CHECK BY DATE	APPROVE BY DATE
A2	ECN-210221	Cable Length Change To Tip to Tip	Lucas 02/26/21	Lucas 02/26/21	Ray 02/26/21

***CONSTRUCTION:

1.CABLE: * UL2725 (1PR/28#+EAM)*2+(1PR/28#+A)+2C/24#+AB85%
 OD:5.5mm BLACKE JACKET (REV:3.0)

***CONNECTOR:

2.USB A/M: * USB A "3.0" TYPE 9PIN MALE SOLDER TYPE.
 * PINS: 30u GOLD PLATED OVER NICKEL.
 * SHELL: STEEL WITH GOLD FLASH .

3.Micro-USB B/M: * MICRO-USB B "3.0" TYPE 10PIN MALE SOLDER TYPE.
 * PINS: 30u GOLD PLATED OVER NICKEL.
 * SHELL: STEEL WITH GOLD FLASH .
 * INSULATOR: BLUE COLOR P.B.T UL 94V-0 RATED.
 * MOLDED BLACK PVC 45P.

4.TEST: * CT: 2 ohm IS: 5M ohm.
 5.PACKING: * PACK EACH CABLE IN A POLY BAG AND 25PCS IN A POLY BAG.
 6.MATERIAL: * MATERIAL WITH RoHS GRADE.



TITLE USB 3.0 AM RIGHT ANGLE UP To Micro-BM						DRAWING NUMBER RR-AUMS-XXGR			REV. A2
DO NOT SCALE DRAWINGS	B	1:1	Lucas 09/04/15	Ray 09/04/15	Ray 09/04/15	X.X ± 0.5 X.XX ± 0.2	X.XXX ± 0.05 ANGLES ± 1°	mm	2/3
THIRD ANGLE PROJECTION	SIZE	SCALE	DRAW / DATE	CHECK / DATE	APPROVE / DATE	TOLERANCES		UNIT	SHEET

THE INFORMATION CONTAINED HEREIN IS PROPRIETARY AND CONFIDENTIAL TO RR BUSINESS VENTURES, LLC. THE POSSESSOR AGREES TO THE FOLLOWING

1. MAINTAIN THIS DOCUMENT IN CONFIDENCE
2. NOT TO REPRODUCE OR COPY IT
3. NOT TO REVEAL OR PUBLISH IT IN WHOLE OR PART

1

2

3

4

1

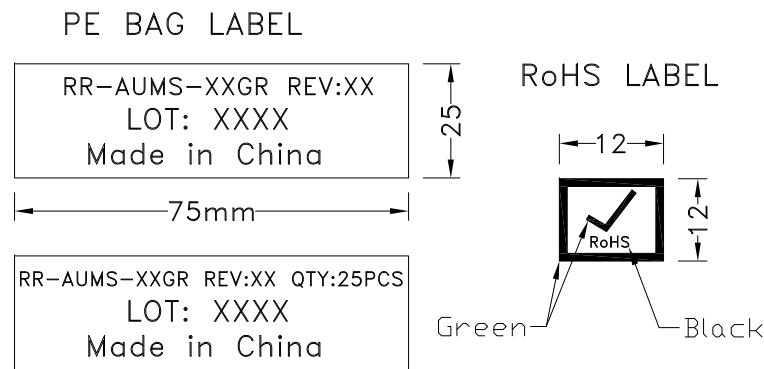
2

3

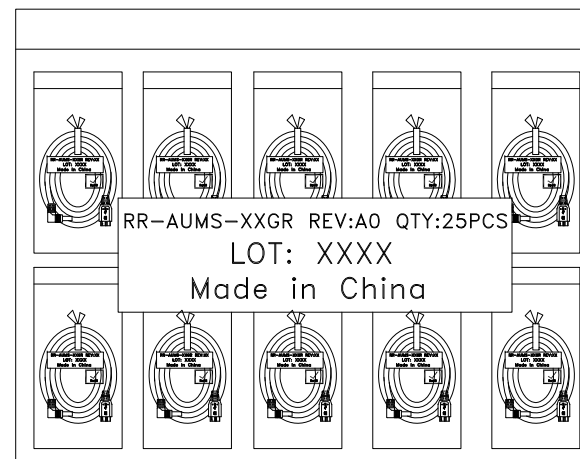
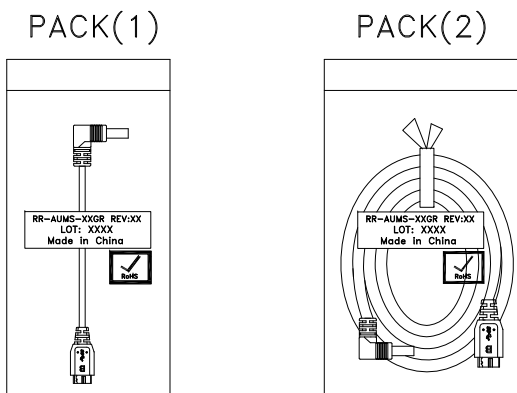
4

REV	ECN#	DESCRIPTION OF REVISION	DRAW BY DATE	CHECK BY DATE	APPROVE BY DATE
A2	ECN-210221	Cable Length Change To Tip to Tip	Lucas 02/26/21	Lucas 02/26/21	Ray 02/26/21

P/N	LENGTH(mm)	PE BAG(Inch)	PACKAGE
RR-AUMS-06GR	153 ⁺²⁰ ₋₀	5.5"*10"	(1)
RR-AUMS-10GR	255 ⁺²⁰ ₋₀	5.5"*10"	(2)
RR-AUMS-20GR	508 ⁺³⁰ ₋₀	5.5"*10"	(2)
RR-AUMS-40GR	1016 ⁺⁴⁰ ₋₀	5.5"*10"	(2)
RR-AUMS-78GR	1980 ⁺⁶⁰ ₋₀	5.5"*10"	(2)



NOTES:PACK EACH CABLE IN A POLY BAG AND 25PCS IN A POLY BAG.



GTC
DOC.CENTER.ISSUE
FEB.26.2021
ONLY FOR
RELEASE

TITLE USB 3.0 AM RIGHT ANGLE UP To Micro-BM						DRAWING NUMBER RR-AUMS-XXGR			REV. A2
THIRD ANGLE PROJECTION	SIZE	SCALE	DRAW / DATE	CHECK / DATE	APPROVE / DATE	TOLERANCES		UNIT	SHEET
	B	1:1	Lucas 09/04/15	Ray 09/04/15	Ray 09/04/15	X.X ± 0.5 X.XX ± 0.2	X.XXX ± 0.05 ANGLES ± 1°	mm	3/3

THE INFORMATION CONTAINED HEREIN IS PROPRIETARY AND CONFIDENTIAL TO RR BUSINESS VENTURES, LLC. THE POSSESSOR AGREES TO THE FOLLOWING

1. MAINTAIN THIS DOCUMENT IN CONFIDENCE
2. NOT TO REPRODUCE OR COPY IT
3. NOT TO REVEAL OR PUBLISH IT IN WHOLE OR PART

1

2

3

4