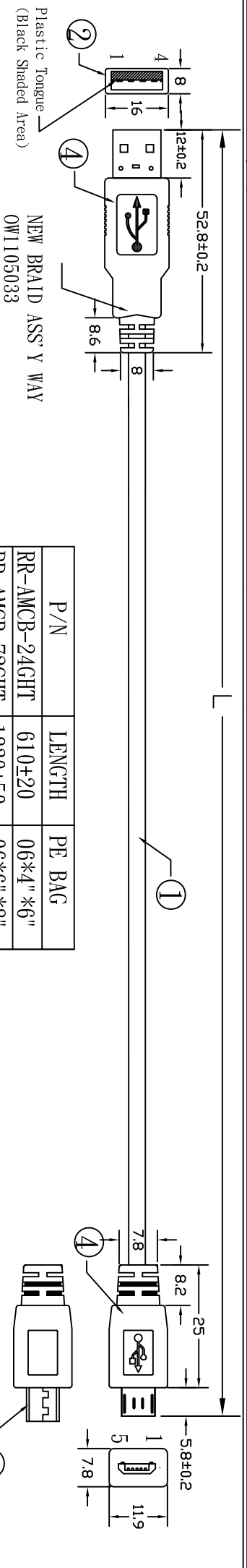
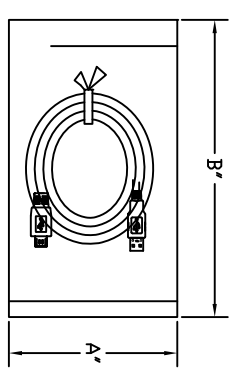
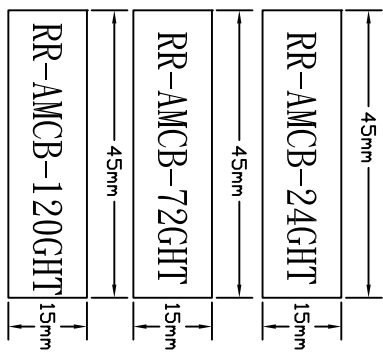


CHANGE VERSION	REMARKS	C	D	E
A	14/11/24		REL	
B				



P/N	LENGTH	PE BAG
RR-AMCB-24GHT	610±20	06*4"*6"
RR-AMCB-72GHT	1830±50	06*6"*8"
RR-AMCB-120GHT	3050±60	06*7"*9"

- PIN OUT :
- | | |
|--------|-----------|
| USB AM | MICRO USB |
| 1 | 1 RD |
| 2 | 2 WH |
| 3 | 3 GN |
| 4 | 5 BK |
| S | S BRAID |



MATERIAL LIST :

NO.	P/NAME	DESCRIPTION	Q' TY
1	WIRE	UL2517 28AWG(7/0.12 TC)*1P+24AWG(7/0.20 TC)*2C+AL+1(TC)+B(16*4/0.10 TC) OD:5.0±0.15 BLACK(B792) (COPARTNER)	1
2	PLUG	USB"A" TYPE MALE GOLD PLATED	1
3	PLUG	MICRO USB"B"TYPE 5P MALE GOLD PLATED SHORT TYPE	1
4	PVC	45P BLACK(B792)PVC	12g
5	PACKAGE	IPCE/PE BAG:06*A"*B"+ P/N STICKER	1

P/N STICKER

MOLD TOOL NO.	FILE NAME	SCALE	UNIT	REV
"A" TYPE A110-160-001 MICRO USB A110-591-001	OW1411016		MM	A
DATE	CUSTOMER P/N	APPROVED BY		
14/11/24		APPROVED BY		

ROHS

THE INFORMATION CONTAINED HEREIN IS THE PROPRIETARY INFORMATION OF RR BUSINESS VENTURES, LLC. THE POSSESSOR AGREES TO MAINTAIN THIS DOCUMENT IN CONFIDENCE; NOT REPRODUCE IT OR COPY IT, AND NOT TO REVEAL OR PUBLISH IT IN WHOLE OR PART. COPYRIGHT © 2019

DRAWN BY
Marcos
CHECKED BY

CONFIRMED BY
CHECKED BY

APPROVED BY